

AP Human Geography
Unit II. Population and Migration

Multiple Choice Questions

1. Demography is
 - A) the study of the relationship between government and population.
 - B) the study of population.**
 - C) the study of population growth.
 - D) the mapping of population characteristics.
 - E) none of the above
2. Arithmetic density is
 - A) the number of people per unit of measurement.**
 - B) the number of farmers per square mile of all available land.
 - C) the number of people per square mile of arable land.
 - D) the number of farmers per square mile of arable land.
 - E) the number of people per square mile of inhabitable land.
3. Which of the following countries has the lowest arithmetic density?
 - A) Brazil.
 - B) United States.
 - C) United Kingdom.
 - D) Canada.**
 - E) India.
4. Agricultural density is
 - A) the number of people per square mile of all available land.
 - B) the number of farmers per square mile of all available land.
 - C) the number of people per square mile of arable land.
 - D) the number of farmers per square mile of arable land.**
 - E) the number of people per square mile of inhabitable land.
5. Physiological density is
 - A) the number of people per square mile of all available land.
 - B) the number of farmers per square mile of all available land.
 - C) the number of people per square mile of arable land.**
 - D) the number of farmers per square mile of arable land.
 - E) the number of people per square mile of inhabitable land.
6. Which country has a low arithmetic density, but a high physiological density?
 - A) Egypt.**
 - B) United States.
 - C) United Kingdom.
 - D) Nigeria.
 - E) India.

7. The part of Earth's surface that is physically suitable for permanent human settlement is known as

- A) **the ecumene.**
- B) the ecosystem.
- C) the ecosphere.
- D) the biosphere.
- E) the biosystem.

8. Which of the following areas is considered part of the ecumene?

- A) Polar ice caps.
- B) Himalayan mountain zone above 20,000 feet.
- C) Mid-latitude deserts of Africa.
- D) **The banks along the lower Nile River.**
- E) Frozen tundra areas of Siberia.

9. Globally, the three largest population concentrations are located in

- A) Southeast Asia, West Africa, and East Asia.
- B) East Asia, West Africa, and Europe.
- C) East Asia, Southeast Asia, and South Asia.
- D) **Europe, South Asia, and East Asia.**
- E) Europe, North America, and East Asia.

10. The four major population clusters in the world include all of the following regions **except**

- A) **South America.**
- B) South Asia.
- C) East Asia.
- D) Southeast Asia.
- E) Europe.

11. The population clusters in Asia

- A) are the three most populated clusters in the world.
- B) are all highly urbanized.
- C) **are predominately rural in nature.**
- D) are dominated by the secondary sector of the economy.
- E) none of the above

12. Reasons why women in the United States are having fewer children than 50 years ago include all of the following **except**

- A) women are getting married later in life.
- B) women are becoming more educated.
- C) women are more likely to enter the work-force.
- D) **women have poorer diets.**
- E) women are more likely to use contraceptives.

13. Problems associated with fast population growth in cities include

- A) an increase in air and water pollution.
- B) the loss of productive farmland near cities.
- C) an increase in traffic congestion.
- D) urban slums which result in more poverty and crime.
- E) all of the above.**

14. All of the following are population clusters in the East Asian population concentration **except**

- A) eastern China.
- B) the Korean Peninsula.
- C) Japan.
- D) western China.**
- E) Taiwan.

15. Since 1950, this part of the developing world has seen a dramatic increase in population.

- A) Urban areas.**
- B) Rural areas.
- C) Non-industrial areas.
- D) Areas away from coasts.
- E) Agricultural areas.

16. What region of North America is most densely populated?

- A) West Coast.
- B) Northeast.**
- C) Pacific Northwest.
- D) Upper Midwest.
- E) Southeast.

17. Which U.S. state has the highest Natural Increase Rate (NIR)?

- A) Texas.
- B) Utah.**
- C) California.
- D) Colorado.
- E) New Mexico.

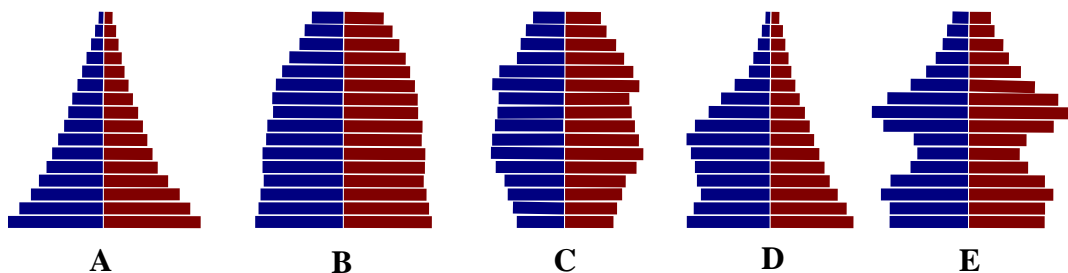
18. Which of the following states has the lowest population growth rate?

- A) California.
- B) Texas.
- C) Nevada.
- D) New York.**
- E) Georgia.

19. The two regions of the United States with the slowest population growth are
A) East Coast and Midwest.
B) Northeast and South.
C) Midwest and West.
D) West and South.
E) East Coast and Southeast.
20. Humans do not populate in large numbers
A) areas that are too wet.
B) areas that are too cold.
C) areas that are too dry.
D) areas that are too high in elevation.
E) all of the above.
21. Highland areas support large populations in
A) Central Mexico.
B) East Africa.
C) Central Asia.
D) Southeast Asia.
E) A and B only.
22. The largest major population concentration of North America is
A) from Miami to Jacksonville.
B) from San Diego to San Francisco.
C) from Washington D.C. to Boston.
D) from Toronto to Montreal.
E) none of the above.
23. Which statement best describes the different characteristics of population in the United States and Europe?
A) Europe has many more wide-open spaces than the United States has.
B) The United States has more area than Europe does.
C) The arithmetic density of the United States is less than that of Europe.
D) Europe's population density is lower than that of the United States.
E) Europe's population is smaller than that of the United States.
24. Carrying capacity is the
A) limit at which population can be sustained through its resources and trade.
B) maximum number of people an area can support using the theoretical limits of energy production.
C) maximum number of people an area can support using organic agricultural methods and technology.
D) maximum number of people an area can support using all of its available resources and technology.
E) maximum number of people an area can support using traditional agricultural methods.


25. The theory that farmers will adopt new and modern methods to keep up with demand caused by an increasing population was proposed by
- A) Thomas Malthus.
 - B) Neo-Malthusians.
 - C) Esther Boserup.**
 - D) Ernest Ravenstein.
 - E) Walter Christaller
26. Which statement about overpopulation is **true**?
- A) Overpopulation is unlikely because food production potential is unlimited.
 - B) Overpopulation occurs when an area's population is greater than its carrying capacity.**
 - C) Overpopulation can only occur in less-developed areas.
 - D) Overpopulation is achieved when the physiological density reaches more than 1,000/km.
 - E) All of the above.
27. Under what circumstances could high birth rates pose a challenge for a country?
- A) If a country's economy grows at a slower rate than the Crude Birth Rate (CBR).
 - B) If a country is unable to provide adequate health care for its citizens.
 - C) If a country's natural resources are depleted in an unsustainable manner.
 - D) If a country's population structure resembles a pyramid.
 - E) All of the above.**
28. The highest Crude Birth Rates (CBR) in the world are found in
- A) Latin America.
 - B) Middle East.
 - C) China.
 - D) Sub-Saharan Africa.**
 - E) Europe.

Use the population pyramids below to answer the questions 29-34. The male population is represented by the blue lines on the left side of each pyramid. The female population is represented by the red lines on the right side of each pyramid.




29. Which population pyramid shows a population that is slowly growing?
A) Pyramid "A".
B) Pyramid "B".
C) Pyramid "C".
D) Pyramid "D".
E.) Pyramid "E".
30. Which population pyramid shows a population whose total numbers is declining?
A) Pyramid "A".
B) Pyramid "B".
C) Pyramid "C".
D) Pyramid "D".
E) Pyramid "E".
31. Which population pyramid best reflects the population structure of Germany?
A) Pyramid "A".
B) Pyramid "B".
C) Pyramid "C".
D) Pyramid "D".
E) Pyramid "E".
32. Which population pyramid best reflects the population structure of the Philippines?
A) Pyramid "A".
B) Pyramid "B".
C) Pyramid "C".
D) Pyramid "D".
E) Pyramid "E".
33. The bulge on the left side of Population Pyramid "D" is most likely caused by
A) an abnormally high out-migration of females.
B) an influx of illegal aliens.
C) a migrant guest-worker program.
D) a cultural preference for male children.
E) war or famine.
34. Population Pyramid "E" has two bulges in its structure. Demographers might call the bottom bulge
A) a Baby Boom.
B) an Echo Boom.
C) a migrant guest-worker program.
D) a demographic transition.
E) none of the above.

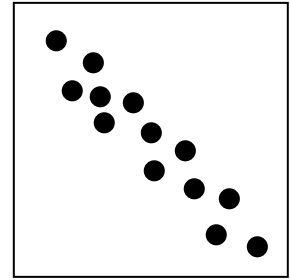
Use the diagrams below to answer questions 35-38.




A




B



C



D



E

Key

Each dot represents 1,000 people.

Each square's dimensions are 10 km by 10 km

35. Which area has the greatest arithmetic density?

- A) Area "A".
- B) Area "B".
- C) Area "C".
- D) Area "D".
- E) Area "E".**

36. Which area's population pattern is the most clustered?

- A) Area "A".**
- B) Area "B".
- C) Area "C".
- D) Area "D".
- E) Area "E".

37. Which area's population is distributed in a linear pattern?

- A) Area "A".
- B) Area "B".
- C) Area "C".**
- D) Area "D".
- E) Area "E".

38. Which area's population pattern is the most dispersed?
- A) Area "A".
 - B) Area "B".**
 - C) Area "C".
 - D) Area "D".
 - E) Area "E".
39. This is the measurement that shows the average number of people in an area's population who are not economically productive, who must be supported by the area's economically productive population.
- A) Employment Ratio.
 - B) Dependency Ratio.**
 - C) Industrial Production Ratio.
 - D) Productive Class Ratio.
 - E) Jobless Ratio.
40. All of the following populated areas are on or close to major earthquake fault lines **except**
- A) central Mexico.
 - B) Japan.
 - C) western Europe.**
 - D) Indonesia.
 - E) California.
41. What differentiates a natural disaster from a natural hazard?
- A) A natural disaster includes only the loss of life.
 - B) A natural hazard includes only the loss of property.
 - C) A natural disaster often includes the loss of property and life.**
 - D) A natural hazard is a predictable event.
 - E) All of the above.
42. Which of the following graphs exhibits a J-curve?
- A) Global Birth Rates over time.
 - B) Global Infant Mortality Rates over time.
 - C) Global Population Growth over time.**
 - D) Global Dependency Ratio rate over time.
 - E) All of the above.
43. Historically, the world's population grew
- A) very steadily from 1000 CE until the present.
 - B) slowly until about 1800 CE, before growing quickly between 1800 CE and the present.**
 - C) quickly until about 1800 CE, before slowing down between 1800 CE and the present.
 - D) slowly until about 1000 CE, before growing quickly between 1000 CE and the present.
 - E) quickly until about 1000 CE, before declining between 1800 CE and the present.

44. Over the past 200 years, the population of the world
A) has increased by approximately more than 5.5 billion.
B) has increased by more than 7 billion.
C) has increased by about 80 million people per year.
D) has slightly decreased from a high of 8 billion to under 7 billion.
E) has roughly stayed the same.
45. In the next 50 years, the population of the world
A) is expected to level off at slightly more than 12 billion.
B) is expected to rise to a high of 13 billion before starting to decline.
C) is expected to decline to less than 5 billion people due to lack of food supply.
D) is expected to double to over 13 billion people.
E) is expected to rise to approximately 9 billion.
46. The total change in population of a country's population is represented by which of the following equations?
A) Total Population Change = Number of Births – Number of Deaths + Number of Immigrants – Number of Emigrants.
B) Total Population Change = Number of Births – Number of Deaths + Number of Emigrants – Number of Immigrants.
C) Total Population Change = Number of Births + Number of Deaths – Number of Immigrants + Number of Emigrants.
D) Total Population Change = Number of Births + Number of Immigrants.
E) Total Population Change = Number of Deaths – Number of Emigrants.
47. A country's Total Fertility Rate is
A) the average number of children a woman can expect to give birth to during her lifetime.
B) the number of children who are born and survive past their first birthday.
C) the average number of children who are born and survive for a week.
D) the total number of children born per 1,000 population.
E) a theoretical maximum number of children a woman can bear.
48. In order to replace its population only, a country needs a total fertility rate of
A) 1.2.
B) 2.1.
C) 3.0.
D) 3.5.
E) 4.1.

49. A country's Crude Birth Rate (CBR) is
- A) the average number of children a woman can expect to give birth to during her lifetime.
 - B) the number of children who are born and survive past their first birthday.
 - C) the average number of children who are born and survive for a week.
 - D) the total number of children born per 1,000 population.**
 - E) a theoretical maximum number of children a woman can bear.
50. The United Kingdom has a higher death rate than Costa Rica. This is due to the fact that
- A) Costa Rica has a more modern health care system than the United Kingdom.
 - B) Costa Rica's population is younger than the United Kingdom's population.**
 - C) the United Kingdom has a much higher infant mortality rate than Costa Rica.
 - D) the United Kingdom has many more incidences of industrial accidents than Costa Rica.
 - E) the United Kingdom has a higher cancer rate than Costa Rica.
51. Poland's total fertility rate is 1.2. What impact will this have on Poland's population?
- A) Poland's population is steadily increasing.
 - B) Poland's population is quickly increasing.
 - C) Poland has reached zero population growth.
 - D) Poland's population is decreasing.**
 - E) Poland's population has a doubling time of about 23 years.
52. A country's Crude Death Rate (CDR) is
- A) the total number of people who die in any given year.
 - B) the total number of elderly people who die in any given year.
 - C) the total number of children who are born and die within the first year.
 - D) the total number of people who die in a given year, excluding infants.
 - E) the total number of people who die per 1,000 population.**
53. Presently, natural increase in population is primarily due to
- A) an increase in the birth rate.
 - B) an increase in the death rate.
 - C) a decrease in the birth rate.
 - D) a decrease in the death rate.**
 - E) an increase in the birth rate combined with a decrease in the death rate.
54. Even after a country's birth rate and death rate reach a point of zero population growth, the total population will continue to grow for a period of time before it starts to decline. This concept is known as
- A) demographic momentum.**
 - B) natural increase.
 - C) a baby boom.
 - D) an echo boom.
 - E) a population explosion.

55. The Natural Increase Rate (NIR) is calculated by
- A) adding the Crude Death Rate (CDR) from the Crude Birth Rate (CBR) and dividing by 70.
 - B) subtracting the Crude Death Rate (CDR) from the Crude Birth Rate (CBR) and dividing by 70.
 - C) adding the Crude Death Rate (CDR) to the Crude Birth Rate (CBR).
 - D) subtracting the Crude Birth Rate (CBR) from the Crude Death Rate (CDR).
 - E) subtracting the Crude Death Rate (CDR) from the Crude Birth Rate (CBR).**

Use these data to answer the following questions 56-58.

Country A

Crude birth rate 38 per 1000 people
Crude death rate 18 per 1000 people

Country B

Crude birth rate 18 per 1000 people
Crude death rate 9 per 1000 people

56. The Natural Increase Rate (NIR) of Country A is
- A) 56 per 1000.
 - B) 2%.**
 - C) 20%.
 - D) half the rate of Country B.
 - E) about the same rate as Country B.
57. From the data, one might conclude that Country B
- A) is in Stage 1 of the Demographic Transition Model (DTM).
 - B) has achieved zero population growth.
 - C) has a negative rate of natural increase.
 - D) is a less developed country.
 - E) is a more developed country.**
58. From the data, it is apparent that
- A) the population of Country A will double in 35 years.**
 - B) the population of Country B will double in 15 years.
 - C) the carrying capacity of Country A is being strained.
 - D) Country A has a larger population than Country B.
 - E) Country A is overpopulated.
59. The Natural Increase Rate (NIR) measures
- A) the rate of population growth in an area as measured by its birth rate and death rate.**
 - B) the rate of population growth in an area as measured by its birth rate, death rate, and immigration rate.
 - C) the rate of population growth in an area as measured by its birth rate and immigration rate.
 - D) the rate of population growth in an area as measured by its birth rate, death rate, and emigration rate.
 - E) the rate of population growth in an area as measured by its birth rate, death rate, immigration rate, and emigration rate.

60. The Total Fertility Rate of the United States for 2008 was estimated to be 2.1. What does this mean for the population of the United States?

- A) The doubling time of the United States is about 35 years.
- B) The United States is experiencing rapid natural increase.
- C) All population growth in the United States is due to migration and not natural increase.**
- D) The United States will experience population decline in the next 30 years.
- E) All of the above.

61. At the current growth rate, the doubling time of the world's population is approximately

- A) 14 years.
- B) 26 years.
- C) 38 years.
- D) 54 years.**
- E) 80 years

62. Which statement about the Male-Female Sex Ratio is most accurate?

- A) More males are born than females, but females outnumber males after age 80.**
- B) More females are born than males, but males outnumber females after age 80.
- C) Males outnumber females at all ages.
- D) Females outnumber males at all ages.
- E) Males and females are equal in number at all ages.

63. The major factor contributing to the explosive population growth in More Developed Countries (MDCs) during the 19th and early 20th centuries was

- A) the diffusion of the Industrial Revolution.**
- B) the diffusion of modern medical practices
- C) the diffusion of vaccines and antibiotics.
- D) the diffusion of family planning programs.
- E) the diffusion of birth control devices.

64. What effect did the diffusion of modern medical practices and drugs have on the global population?

- A) Healthier diets for women increased the total fertility rate around the world.
- B) Population increased because many formerly fatal diseases were cured.
- C) The world experienced lower death rates due to an increased emphasis on sanitation.
- D) A and B only.
- E) B and C only.**

65. The major reason for high growth rates in Least Developed Countries (LDCs) is

- A) most people in Least Developed Countries (LDCs) do not have access to birth control.
- B) the total fertility rate in Least Developed Countries (LDCs) is nearing 7 children born per woman.
- C) people in Least Developed Countries (LDCs) have lower incidence of fatal diseases than people in More Developed Countries (MDCs).
- D) the birth rate in Least Developed Countries (LDCs) has increased dramatically over the past 50 years.
- E) advanced medical practices and drugs have dramatically reduced death rates in Least Developed Countries (LDCs).**

66. Presently, most population growth in the world is occurring

- A) in Western countries.
- B) in More Developed Countries (MDCs).
- C) in Least Developed Countries (LDCs).**
- D) in Africa.
- E) in the Western Hemisphere.

67. Thomas Malthus believed that

- A) the government should encourage population growth in order to fully staff the factories being built during the Industrial Age.
- B) the world would soon be overpopulated because population grows at an exponential rate while the food supply increases at an arithmetic rate.**
- C) the world would find new sources of food production to offset population growth.
- D) population increase will continue because many religions discourage the use of contraceptives.
- E) all of the above.

68. Neo-Malthusian theory believes that

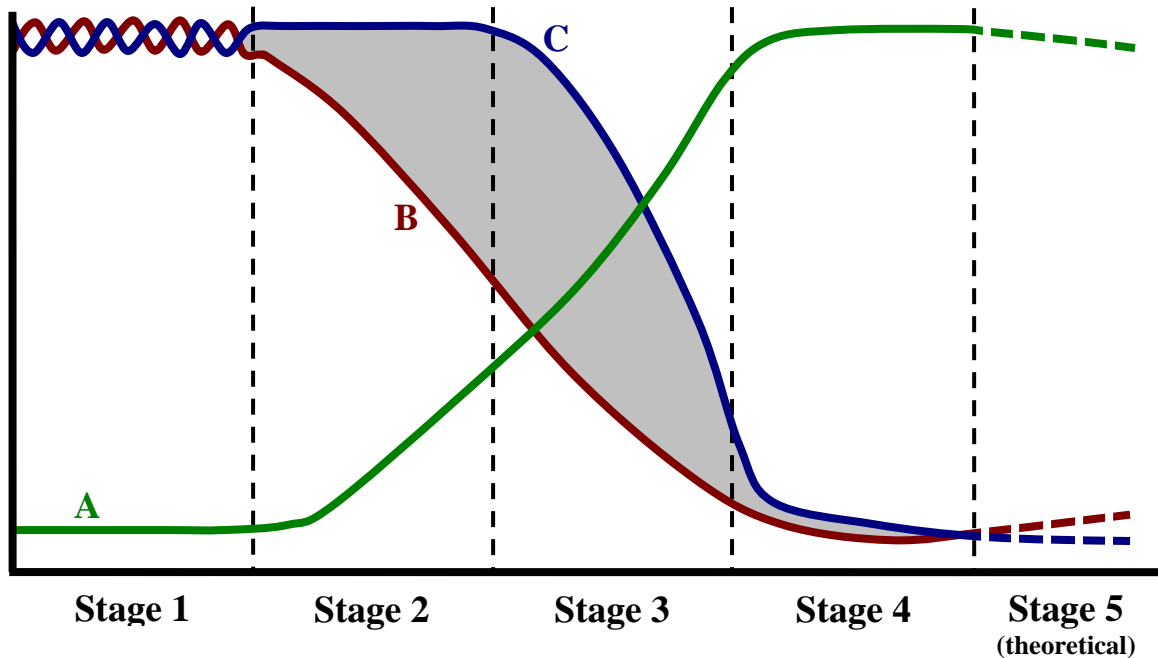
- A) in addition to outstripping food supply, world population growth is also overtaxing other resources like fuel and energy.**
- B) governments should discourage population growth because industrial growth is slowing in the developed countries.
- C) population growth in Least Developed Countries (LCDs) will end as the population in those countries becomes more educated.
- D) More Developed Countries (MDCs) will experience a population crash due to the aging of their populations.
- E) none of the above.

69. According to Thomas Malthus, natural “checks” on a population include all of the following **except**

- A) disease.
- B) famine.
- C) war.
- D) natural disasters.
- E) agricultural advancements.**

70. Life expectancy is
- A) the average number of years a person will live at birth.
 - B) the number of years a person will live.
 - C) the average number of years a person will live according to their genetic makeup.
 - D) the number of years a person could theoretically live.
 - E) the average number of years a person is expected to live.**
71. Which of the following factors does **not** affect a person's life expectancy?
- A) Gender/sex.
 - B) Socio-economic status.
 - C) Education.
 - D) Parents' ages at the time of the person's birth.**
 - E) Access to health care.
72. Which person is most likely to live to be 100 years old?
- A) A newborn male.
 - B) A 16-year-old female.**
 - C) A 45-year-old male.
 - D) A 54-year old female.
 - E) A 91 year-old male.
73. Reasons why life expectancy in Africa is so low include all of the following **except**
- A) the diffusion of AIDS.
 - B) poor sanitation.
 - C) famine.
 - D) the spread of SARS.**
 - E) frequent fighting and war.

Use the diagram of the Demographic Transition Model (DTM) below to answer questions 74-78.



74. Which of the following statements about the Demographic Transition Model is **TRUE**?

- A) Line A represents Total Population, Line B represents Birth Rate, Line C represents Death Rate.
- B.) Line A represents Total Population, Line B represents Death Rate, Line C represents Birth Rate.**
- C) Line A represents Death Rate, Line B represents Birth Rate, Line C represents Total Population.
- D) Line A represents Birth Rate, Line B represents Total Population, Line C represents Death Rate.
- E) Line A represents Birth Rate, Line B represents Death Rate, Line C represents Total Population.

75. What does the shaded area on the diagram represent?

- A) Emigration.
- B) Population decrease.
- C) Population stability.
- D) Population doubling time.
- E) Natural increase.**

76. Into which stage of the demographic transition model would Brazil and Mexico fit?

- A) Stage 1.
- B) Stage 2.
- C) Stage 3.**
- D) Stage 4.
- E) Stage 5.

77. Into which stage of the demographic transition model would Australia and Canada fit?

- A) Stage 1.
- B) Stage 2.
- C) Stage 3.
- D) Stage 4.**
- E) Stage 5.

78. Into which stage of the demographic transition model would Poland and Japan fit?

- A) Stage 1.
- B) Stage 2.
- C) Stage 3.
- D) Stage 4.
- E) Stage 5.**

79. Why was the Demographic Transition Model based on England's experience?

- A) The church kept excellent birth and death records from the year 1000 CE.
- B) England experienced less migration than most other countries in Europe.
- C) England's territory has changed little.
- D) England was the first country to pass through all stages of the model.
- E) All of the above.**

80. How can a country or region slow down its birth rates?

- A) Keep girls in school longer.
- B) Improve the quality of life for its citizens.
- C) Distribute birth control devices.
- D) Fund family planning programs.
- E) All of the above.**

81. An anti-natalist population policy

- A) is meant to lower the infant mortality rate.
- B) is meant to raise the Total Fertility Rate (TFR) of the population.
- C) is meant to lower the Total Fertility Rate (TFR) of the population.**
- D) encourages population growth.
- E) discourages the use of birth control.

82. An example of an anti-natalist population program is

- A) China's One Child Policy.
- B) Singapore's Population and Family Planning Board.

- C) India's sterilization programs.
- D) Iran's programs to encourage small families.
- E) All of the above.**

83. Reasons why governments promote anti-natalist population policies include

- A) controlling the high population growth of a country.**
- B) preserving the culture of the country.
- C) efforts to make women second-class citizens.
- D) efforts to stimulate the economy of the area.
- E) all of the above.

84. Which country's government is most likely to promote an anti-natalist population policy?

- A) United Kingdom.
- B) China.**
- C) France.
- D) Russia.
- E) Australia.

85. Pro-natalism is

- A) a governmental policy that discourages its population to have more children.
- B) a government policy that encourages its population to have more children.**
- C) a government policy that encourages growth through migration.
- D) a government policy that encourages zero population growth.
- E) none of the above

86. An example of a pro-natalist population program is

- A) a program that gives women a monetary stipend for having three or more children.
- B) a law that allows families to receive tax breaks for dependent children.
- C) a law that establishes free and reduced day care for all families.
- D) a law that requires businesses to give women generous maternity leave policies.
- E) all of the above.**

87. Reasons the government would create pro-natalist population policies include

- A) preserving their country's culture.
- B) lowering the dependency ratio of the country.
- C) insuring that the country has an adequate future workforce.
- D) all of the above.**
- E) A and B only.

88. Which country's government is most likely to promote a pro-natalist population policy?

- A) United Kingdom.
- B) China.
- C) France.**
- D) India.
- E) Nigeria.

89. The phenomenon when a country experiences a decline in the total fertility rate so that it experiences no natural increase is known as

- A) Zero Population Growth.**
- B) Demographic Balance.
- C) Natural Increase Neutrality.
- D) Population Stagnation Point.
- E) none of the above.

90. What is an excellent way to bring down a country's population growth rate without increased funding for family planning and distribution of birth control devices?

- A) Improve the economic environment.**
- B) Improve the health care system.
- C) Decrease military expenditures.
- D) Increase funding for early childhood education.
- E) All of the above.

91. The type of migration in which a person chooses to migrate is called

- A) chain migration.
- B) step migration.
- C) forced migration.
- D) voluntary migration.**
- E. channelized migration.

92. According to Ravenstein's Laws of Migration, every migration flow generates a return migration flow. This phenomenon is known as

- A) transposed migration.
- B) reverse migration.
- C) counter-urbanization.
- D) counter-migration.**
- E) none of the above.

93. Which of Ravenstein's Laws of Migration best reflects the Gravity Model?

- A) Most migrants are male.
- B) Most migrants move short distances.
- C) Most long distance migrants move to large urban areas.
- D) All of the above.**
- E) A and B only.

94. According to Ravenstein's Laws of Migration, which group is most likely to move?

- A) Older adults.
- B) Young adults.**
- C) Children.
- D) Families.
- E) All of the above.

95. According to Ravenstein's Laws of Migration, long distance migrants tend to settle

- A) in rural farming areas.
- B) in the United States.
- C) in large cities.**
- D) in small towns.
- E) all of the above.

96. Migration from a location is called

- A) immigration.
- B) voluntary migration.
- C) emigration.**
- D) step migration.
- E) chain migration.

97. Migration to a location is called

- A) immigration.**
- B) voluntary migration.
- C) mobility.
- D) emigration
- E) migration.

98. Reasons why a person feels compelled to leave his or her home area is called

- A) push factors.**
- B) pull factors.
- C) place utility factors.
- D) economic indicator factors.
- E) none of the above.

99. Reasons why a migrant is attracted to a specific destination are called

- A) push factors.
- B) pull factors.**
- C) place utility factors.
- D) economic indicator factors.
- E) none of the above.

100. Which of the following is an example of a push factor?

- A) A stable government in the migrant's chosen destination.
- B) A stable government in the migrant's country of origin.
- C) Plentiful jobs in the migrant's chosen destination.
- D) Lack of employment in a migrant's city of residence.**
- E) All of the above.

101. Which of the following is an example of a pull factor?

- A) War or famine in the migrant's country of origin.
- B) Political persecution in a migrant's homeland.
- C) Religious persecution in a migrant's chosen destination.
- D) Natural disaster that threatens a migrant's home.
- E) Plentiful jobs in the migrant's chosen destination.**

102. All of the following would be considered pull factors **except**

- A) religious tolerance in a migrant's chosen destination.
- B) a stable government in a migrant's chosen destination.
- C) acceptance towards immigrants in a migrant's chosen destination.
- D) religious persecution in a migrant's chosen destination.**
- E) plentiful jobs in a migrant's chosen destination.

103. Which example is a **not** an environmental push?

- A) The Dust Bowl of the 1930s.
- B) Hurricane Katrina.
- C) Cold dreary winters in the U.S. upper Midwest.
- D) Desert environment of the American Southwest.**
- E) Desertification of the Sahel.

104. The largest internal migration in history is

- A) the migration of Mexican workers to maquiladora factory towns from 1980 to present.
- B) the migration of Native Americans to reservations in the late 1800s.
- C) the migration of Muslims from India to Pakistan after World War II.
- D) the rural to urban migration in China from 1970 to present.**
- E) the migration of Europeans to North America from 1600 to 1900.

105. When did the United States experience record numbers of immigrants?

- A) Late 19th century.
- B) Early 20th century.
- C) Mid 20th century.
- D) 1960s.
- E) A and B only.**

106. Over the past 30 years, the number of undocumented immigrants in the United States

A) has increased because the demand for menial laborers in the United States has grown.

B) has increased because of more relaxed border security since September 11, 2001.

C) has decreased because of greater border security.

D) has decreased because of poor economic conditions in the United States.

E) A and B only.

107. The largest source of international immigrants to the United States is from

A) China.

B) India.

C) Canada.

D) Mexico.

E) Russia.

108. Which statement best describes settlement patterns of international migrants in large cities?

A) Immigrants settle mostly in the suburban areas of cities.

B) Immigrants settle in a dispersed pattern in cities.

C) Immigrants settle in a random pattern in most cities.

D) Immigrants settle in proximity to other immigrants from the same culture.

E) All of the above.

109. Which of the following is an effect of Chain Migration on the area of destination?

A) Cultural homelands.

B) Culture clusters.

C) Multi-ethnic neighborhoods.

D) Urban slums.

E) Urban ethnic enclaves.

110. The process of migrants moving to a specific location because relatives or members of the same culture have already migrated and settled there is known as

A) channelized migration.

B) undocumented migration.

C) step migration.

D) chain migration.

E) none of the above

111. A type of migration in which a person migrates in a series of short distance moves is called

A) chain migration.

B) step migration.

C) forced migration.

D) voluntary migration.

E) channelized migration.

112. Over a period of years, a person moves from his farm to a small town, from his small town to a small city, and finally from the small city to a large city. This is an example of

- A) chain migration.
- B) step migration.**
- C) forced migration.
- D) voluntary migration.
- E) channelized migration

113. A physical landscape feature or political policy that hinders migration is

- A) a migratory barrier.
- B) a natural barrier.
- C) an intervening opportunity.
- D) an intervening obstacle.**
- E) none of the above.

114. Which of the following is an example of an intervening obstacle?

- A) The Demilitarized Zone on the Korean Peninsula.
- B) Laws requiring immigrants to obtain visas before entering a country.
- C) Laws imposing immigration quotas on the number of immigrants who are allowed to move into a country.
- D) The wall separating the West Bank from Israel.
- E) All of these are intervening obstacles.**

115. Which of the following is an example of an intervening opportunity?

- A) The wall separating the West Bank from Israel.
- B) The Sahara Desert separating North Africa from West Africa.
- C) Taking a high paying job while en route to your intended destination.**
- D) Getting detained by border patrol while en route to your intended destination.
- E) All of the above.

116. According to Wilbur Zelinsky's theory of Migration Transition,

- A) a person living in a country that is in stage 1 of the Demographic Transition Model (DTM) is very unlikely to migrate internationally.
- B) a person living in a country that is in stage 2 of the Demographic Transition Model (DTM) is most likely to migrate internationally.
- C) a person living in a country that is in stage 3 or 4 of the Demographic Transition Model (DTM) is likely to migrate internally.
- D) all of the above.**
- E) A and B only.

117. Forced migration is

- A) **a migration flow in which the migrants have no choice but to relocate.**
- B) a type of migration flow that allows migrants to choose their destination.
- C) a type of migration that no longer exists.
- D) always the result war or famine.
- E) A and D only.

118. Which of the following was an example of forced migration?

- A) Spanish migration to the Western Hemisphere.
- B) Chinese traders' migration to Southeast Asia.
- C) India-Pakistan migration after gaining independence.
- D) **Trans-Atlantic Slave Trade.**
- E) Settlement of the western frontier in the United States.

119. An example of forced migration is/was

- A) deportation of illegal immigrants out of a country.
- B) removal of Native Americans to reservations.
- C) relocation of Japanese-Americans to internment camps during World War II.
- D) moving Jews to concentration camps in Nazi Germany.
- E) **all of the above.**

120. People who quickly flee their country because of violence or fear are considered

- A) illegal immigrants.
- B) draft dodgers.
- C) **refugees.**
- D) war criminals.
- E) all of the above.

121. The difference between a migrant and a refugee is

- A) migrants seek to move permanently; refugees usually seek to return to their home.
- B) migrants move to improve their lives; refugees move as a result of catastrophic events in their homeland.
- C) migrants carefully plan their move; refugees have to move on a moment's notice.
- D) migrants are usually young and single; refugees are people of all ages.
- E) **all of the above.**

122. Interregional migration was important in the Soviet Union because

- A) the government wanted to alleviate population pressures in existing cities.
- B) **the government created industries in areas near raw materials instead of near markets.**
- C) the government wanted to populate the country in a uniform manner.
- D) the government wanted to move different ethnicities around to mix them together.
- E) all of the above.

123. Which statement regarding interregional migration in the United States is most accurate?

- A) People are migrating from the East Coast and West Coast to the Southeast and the West.
- B) People are migrating from the West and Midwest to the East Coast and the South.
- C) People are migrating from the East and South to the West and the Midwest.
- D) People are migrating from the Northeast and the Midwest to the West and the South.**
- E) People are migrating from the Midwest and West to the East Coast and the South.

124. When a country suffers from a “brain drain” it means the country has experienced

- A) an emigration of educated professionals.**
- B) an emigration of working age males.
- C) an emigration of female executives.
- D) an emigration of political leaders.
- E) A and B only.

125. All of the following are examples of a “Brain Drain” **except**

- A) migration of Russian scientists after the fall of the Soviet Union.
- B) migration of German aerospace experts following World War II.
- C) migration of Cuban doctors after the rise of Fidel Castro.
- D) migration of Mexican farmers to the United States.**
- E) graduate students from Least Developed Countries (LDCs) who choose to stay in the U.S. after graduation.

126. Transhumance is

- A) a type of illegal migration that brings farm workers into the United States.
- B) a type of legal guest worker program in Europe.
- C) a type of cyclical migration where farm workers travel into and out of the United States.
- D) a type of cyclical migration practiced by migrant farm workers.
- E) a type of cyclical migration practiced by semi nomadic herders.**

127. In developed countries, guest worker programs

- A) are used because native workers cost too much to hire.
- B) recruit workers from less developed countries to fill a need for unskilled labor.**
- C) encourage the diversification of culture in a country.
- D) often have negative consequences to a country’s birth rate.
- E) all of the above.

128. Which of the following represents the pattern of interregional African-American migration out of the Southern United States?

- A) Most African-Americans moved to Canada to escape slavery.
- B) Most African-Americans moved to the West Coast area of the United States.
- C) Most African-Americans moved to the rural areas of the Western United States.
- D) Most African-Americans moved to urban areas in the Northern United States.**
- E) All of the above.

129. Which of the following is an example of counter-urbanization?

- A) Rural to urban migration.
- B) Urban to rural migration.**
- C) Suburban to urban migration.
- D) Urban to suburban migration.
- E) Rural to suburban migration.

130. An obstacle faced by international migrants include

- A) difficulty obtaining permission to enter other countries.
- B) immigration laws limiting the number of migrants who can enter a country.
- C) citizens of the destination country who are often hostile.
- D) difficulty in adjusting to a new culture.
- E) all of the above.**

131. Undocumented immigrants

- A) are migrants who circumvent the process to enter the destination country illegally.**
- B) are migrants who enter a country through guest worker programs.
- C) are international migrants who move to a new country, but do not become citizens.
- D) are always from Mexico.
- E) all of the above.

132. A person's activity space includes

- A) seasonal migration patterns.
- B) geographic movement on a daily basis.**
- C) areas in which he or she feels comfortable.
- D) places where important activities take place.
- E) none of the above.

133. The most common reason why illegal immigrants enter a country is because

- A) they want access to the host country's social programs.
- B) they are seeking employment.**
- C) they are seeking political refuge.
- D) they want access to centers of higher learning.
- E) all of these are correct.

134. All of the following countries have created pro-natalist population policies **except**

- A) **Kenya.**
- B) France.
- C) Russia.
- D) Germany.
- E) All of these countries have pro-natalist policies.

135. The Bracero Program of the United States is an example of a(n)

- A) human capital program.
- B) refugee relocation program.
- C) indentured servant program.
- D) **guest worker program.**
- E) brain drain.

136. What effect has the degradation of the environment in the Sahel Region of Africa had on the population?

- A) People have experienced a decline in water quality.
- B) People have experienced food shortages.
- C) People have moved from their rural communities to large cities of the area.
- D) People have experienced a decline in the biodiversity of plants and animals.
- E) **All of these are correct.**

137. Causes for the degradation of the environment in Africa include all of the following **except**

- A) rapid population growth.
- B) poverty.
- C) overgrazing.
- D) **consolidation of small farms.**
- E) poor land management policies.